



Energy costs are skyrocketing! Let us help you save MONEY


Thermal Imaging for Home or Office Energy Audits Summer (Hot) or Winter (Cold)



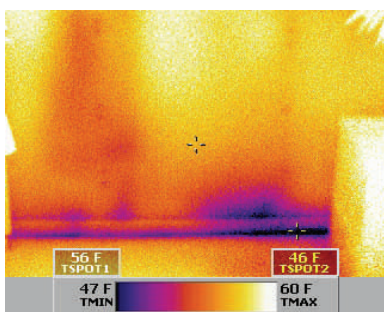
Leaks around an exterior door.




Leak at duct allowing supplied heat to escape up the back of the wall.




Leaks from below stairs.



Leaks from exterior wall with siding.



Exterior of home, red & yellow areas indicate heat loss; windows are single pane.



Missing attic insulation.

Higher energy costs are here! Discover where the thermal inefficiencies are located in your home or office to know where your money would be best invested to make your home or office more efficient and comfortable. Note the temperatures in the above images; these images were obtained when the outdoor temperature was at 45° F and the indoor air temperature was 70° F. (*Energy Gain or Energy Loss we see both!*)

Atmos Energy (natural gas) says their customers will see bills 60% to 90% higher this winter than last winter. **\$\$ Let us show you where your energy dollars are escaping \$\$**

Mayfield Thermography Consulting Services, Inc.

www.mayfieldinfrared.com

Phone: 972.323.0058 Fax: 972.323.0062

Cell: 214.673.1984

1805 Glengarry Dr.

Carrollton, Texas 75006

Email: mayfield.infrared@mayfieldinfrared.com

- State-of-the-art equipment allows for detection of even small problems.
- Receive thermal images with matching visible light image next to it.*
*Where applicable or needed.
- Includes a scan of the electrical panel while under load to identify overloaded circuits and help reduce the possibility of fires (Residential Only).
- Save \$\$ money \$\$ by improving the efficiency of your home or office!
- **\$\$ Call today to start saving money \$\$**